



Horizontal Mitre Cutting Bandsaws HB 810 L

SKU : 152816

The semi-automatic horizontal band saws of the HB-L series are the first choice for applications in the category of heavy cutting. They cut heavy workpieces made of steel, cast iron and other materials with high precision. The machines are characterized by a rigid and extremely stable dual column construction. Reduced vibrations enable shorter cutting times and higher accuracy. Functions such as the finely adjustable saw blade feed, the continuously adjustable saw blade speed and the swiveling workpiece clamping contribute to the excellent cutting performance of the HB-L series.

- Double column design with linear guide
- Semi-automatic operation
- Automatic stroke height adjustment with optical sensor
- 45° swiveling vise for miter cutting
- Short setup time for machine and workpiece



TECHNICAL SPECS

CUTTING CAPACITIES


Cutting capacity 0° (round)	32 in
Cutting capacity 0° (square)	32 in
Cutting capacity 0° (flat) (length x width)	32 in x 33 in
Cutting capacity 45° (flat) (length x width)	19 in x 33 in
Cutting capacity 45° (round)	32 in
Cutting capacity 45° (square)	32 in
Cutting speed	65.4 fpm - 327 fpm

DRIVE CAPACITY


Motor rating main drive	5.4 Hp
Motor rating hydraulic pump	2 Hp
Motor rating coolant pump	0.2 Hp

MEASURES AND WEIGHTS


Blade dimensions	322.83 in x 1.61 in x 0.05 in
Overall dimensions (length x width x height)	154 in x 48 in x 93 in
Weight	5060 lbs



HB1020 L - easy material handling through input / output rollers



Hydraulic workpiece clamping is now included on all models



Pressure gauge ensures correct saw blade tension for increased blade life and cost reduction



Powerful main drive motor, infinitely variable

PRODUCT DETAILS

For precise sawing of sections and solid material like steel, aluminum and other material

- Every model of this series provides infinitely variable cutting speeds from 66 to 328 ft/min
- Powerful, low-maintenance motors for high reliability
- Hydraulic workpiece clamping is now standard equipment on all models
- Pressure gauge ensures correct saw blade tension for increased blade life and lower cost
- Removable coolant reservoir for simplified maintenance
- Saw blade tension can be precisely adjusted via a pressure gauge

With linear guide technology!

- Torsion-proof steel construction with dual-column guide – rigid and vibration absorbing
- The saw frame features a mono-frame design for travel across large linear guides
- Advanced hydraulic saw frame feed with new pressure regulating system (PAS) allows optimum adjustment for every sawing task: infinitely variable feed speed and cutting power control provide a wide spectrum of machining possibilities with just one saw blade type
- The control valve features identifications and labeling for sheets, solid materials and various other material types to provide maximum user-friendly handling
- Optical registration of the workpiece height allows fully automated empty runs in rapid feed mode for a timely optimum change-over to work feed as well as limiting the vertical saw frame travel and keeping down-times to a minimum

STANDARD EQUIPMENT

- Feed roller table 3 ft
- Bimetallic band saw blade
- Hydraulic part clamping
- Automatic stroke height adjustment
- PAS system
- Coolant system
- Operator instructions

OPTIONAL EQUIPMENT

- 3 meter roller table for HB 810 L, SKU : 251837
- motorized 3 meter roller table for HB 810 L, SKU : 251838
- hydraulic top clamping for HB 810 L, SKU : 251835
- Turn Table for HB 810 L, SKU : 251840
- Chip conveyor for HB 810 L, SKU : 253893
- Hydraulic saw blade tensioning for HB 810 L, SKU : 253896
- Minimum quantity cooling, SKU : 253719
- Laser pointer, SKU : 253753
- Clamping force controlled at operator panel, SKU : 253899